

Supreme
Caravans

Spirit Tiny Home



Supreme's 'Tiny Home' on wheels is your passport to the ultimate outdoor escape!



Overhead storage

Leather seating



FEATURE PACKED

From a fully equipped kitchen with modern appliances to a spacious bathroom, the Spirit Tiny Home brings you the convenience of home-cooked meals and a cozy night's sleep.




LUXURY MEETS MOBILITY

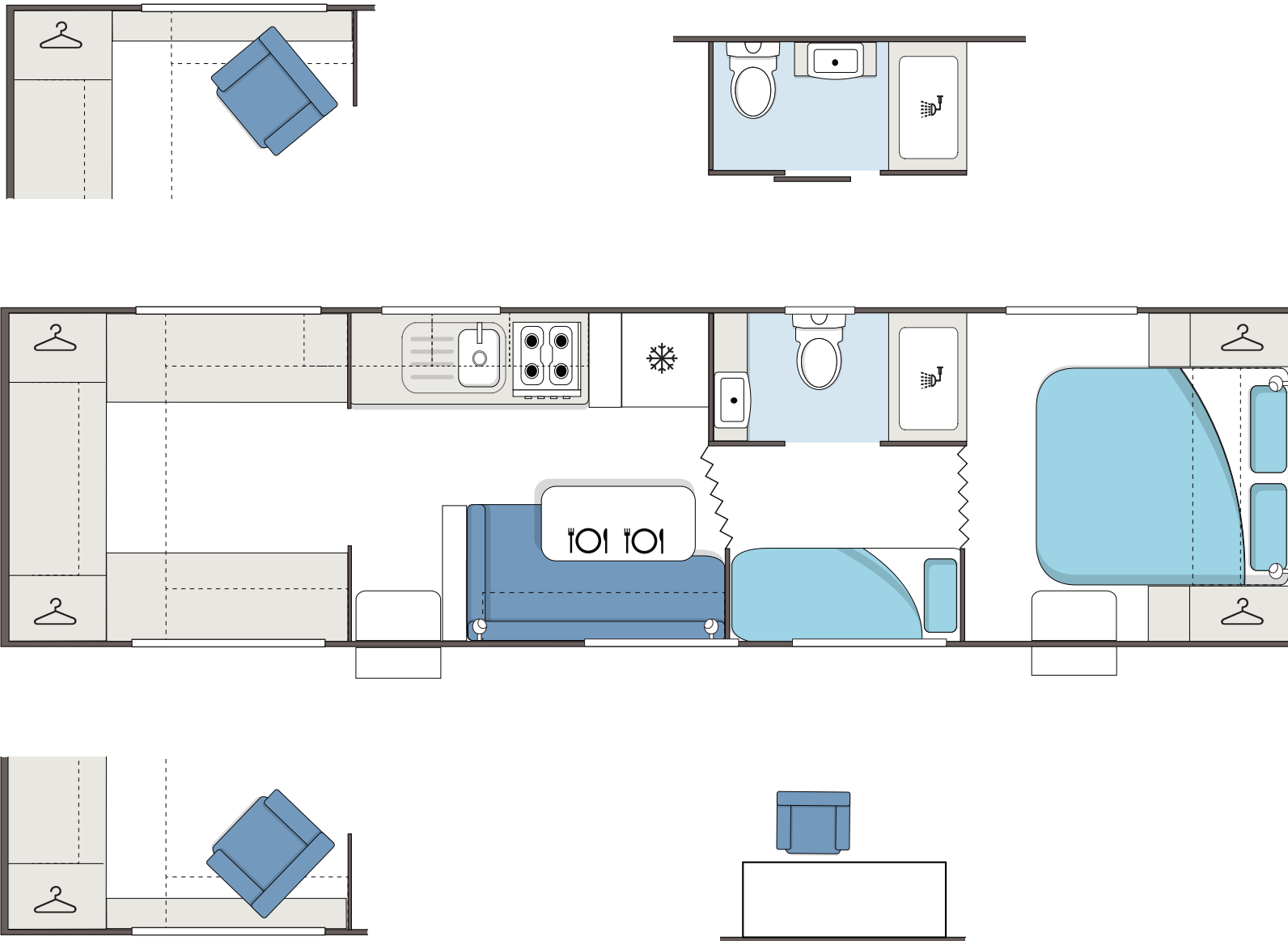
Created with the same high-quality craftsmanship Supreme is renowned for, the 'Tiny Home' is designed to offer you the ultimate in flexibility. Select a layout that suits your needs; from benches or recliners to bunk beds or a home office set-up!



NATURE-INFUSED DESIGN

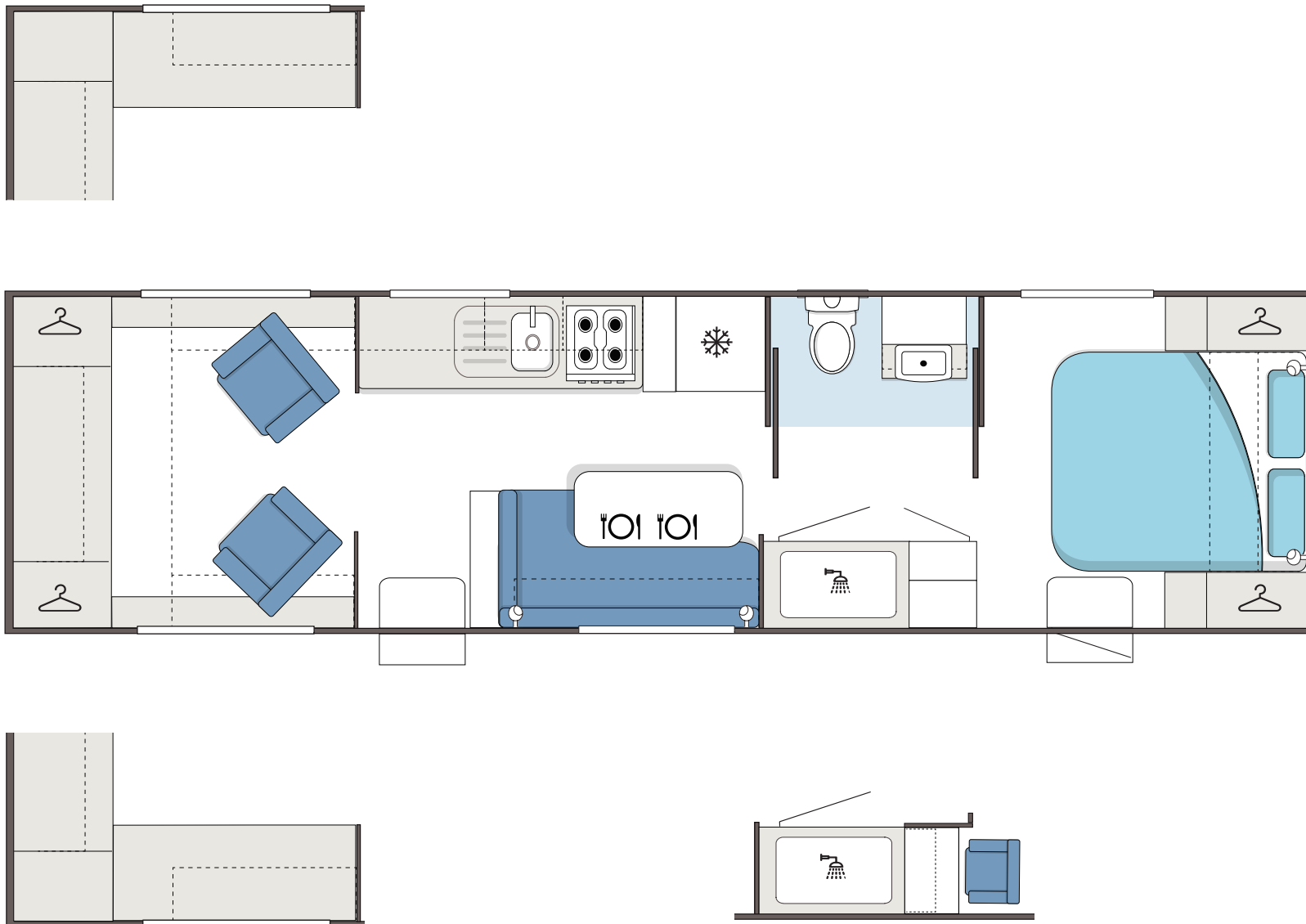
The large windows flood the living space with natural light and provide you with breathtaking views of your surroundings, be it a serene forest, a tranquil lakeside, or a majestic mountain range.



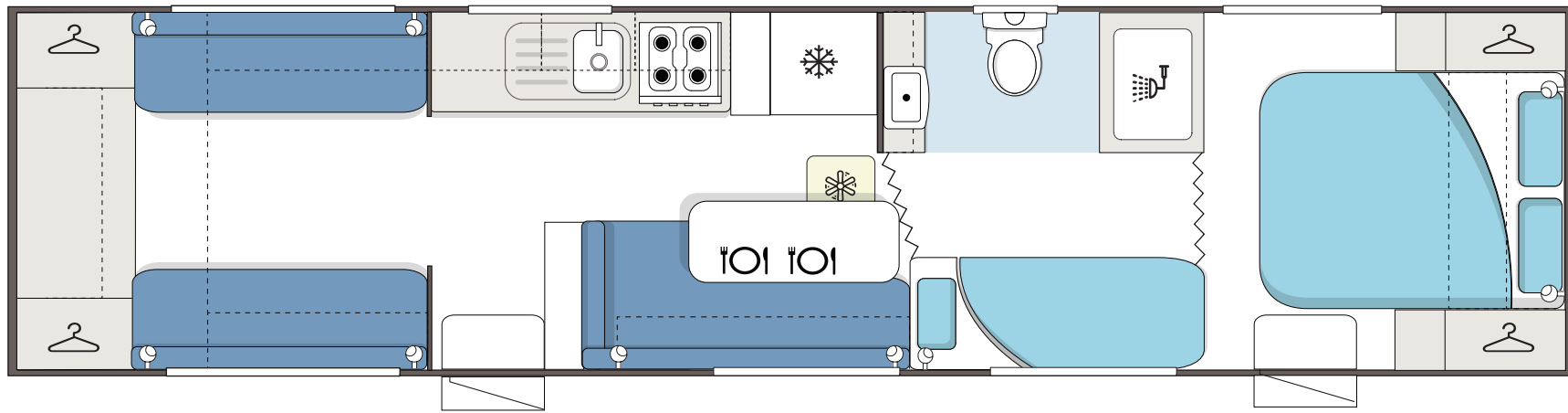


TRIPLE AXLE

3060_CR_K2E10B_T



TRIPLE AXLE
3060_CR_K2E7B_T



TRIPLE AXLE

3200_CR_K2E3B_T

| CHASSIS | | EXTERNAL | | APPLIANCES | |
|---------------------------------------------|---------------------------------------------|------------------------|---------------------------------------------|-----------------------|------------------------------------------------------|
| Chassis | 6" Permagal | Side Windows | Double Glazed | Stove | Stovetop / Grill (3gas / 1elec burner) & Oven |
| A-Frame (150mm)6" | NO Front Ext. (Extend to Spring Hangers 4") | Main Door | Camec Wide Access 2RC 1908Hx878W RHH BF/W | | Recessed benchtop with lift up lid |
| Riser | 100mm (4") at axle (NO WHEEL BOX) | 2nd Door | Camec Wide Access 2RC 1908Hx878W RHH BF/W | Rangehood | Swift 12V - Flush Mount |
| Suspension \ Rating | Roller Rocker 4000kg (TRI-AXLE) | Insulation | Full | Microwave | Yes |
| Brakes | 10' Brakes | Roof Hatches | 4 x Ranger RSL 12vLED 450EW x 400NS | Fridge | Dometic RUC8408X Compressor (224 Litre) |
| Wheels | TBD | Power Hatches | 2 x 12v (360x360) | Diesel Heater | Available |
| Coupling | Vehicle Components DO-45 | Picnic Table | 2No. 800 x 450 | Audio/Video | Fusion MS-RA60 & 2 internal speakers |
| Bumper Bar Arms | 4 arm (standard) | Awning | Sail track | TV | Provision (Block & Fit TV arm only) |
| Spare Wheel | 1 bolted on bumper bar | Tunnel Boot | 2 x Full (2 x Access Doors) | External Speakers | Yes (2 speakers - fit high) |
| Water Tanks | 2 x 95L + 1 x 110L Greywater | Rear mounted bike rack | Available | Air Conditioner | Dometic FreshJet Series 7 |
| Gas Bottles | 2 x 9kg | Slide out Kitchen | Available | Washing Machine | Camec 2.5KG Front Loader |
| Pull out Step | Aluminium Single with Light (Manual Op) | External gas bayonet | Yes | Wall Fans | Yes x 6 |
| Mesh Tray | Yes (under A-frame) | Cladding | Aluminium Composite Panel | H.W.S. | Swift Gas & Electric |
| Battery Pack | 200Ah Lithium in Box on Chassis (G) | Checker plate | Yes | | |
| Additional information for chassis (if any) | Upgraded Chains | Stabiliser Legs | 4 | | |
| ELECTRICAL | | PLUMBING | | INTERNAL | |
| Annexe Light | 6 x Black 250mm | H.W.S. | Swift Gas & Electric | Curtains | Match Doona Colour (All Windows & Dividing Curtains) |
| Door Light | LED grab handle (500mm) | Shower | Rectangular (Sliding Door) - Black Hardware | Blind for door window | Included with Door |
| External P.Points | 1x240V & 1x12V/USB Combo | Shower Screen | Sliding - Black Frame & Smoked | Pelmets | All Windows |
| Car & Anderson Plug | 12 pin flat + Grey Anderson | External Shower | Yes | Door hinges | Standard Hinges |
| Battery Pack | 200Ah Lithium in Box on Chassis (G) | Toilet | Thetford Swivel China Bowl | Magazine Pocket | 1 x pocket (800h x 400w) |
| Roof Antenna | Cowfish VanTenna | Sink Tap | Black (MIXER) | Lounge Seating | 2 x drop flaps to front |
| External Lights | LED | Sink | Black Sink | Dividing Curtain | 2 x dividing curtain for bunk beds |
| Internal Lights | LED Large Down Lights | En-suite Basin | Counter Top - Black | Drawers | 3 x drawers under bunk beds |
| Solar Power | 2 x 210W panels | Water Pump | 12V Pump | Furniture | Ply |
| Chargers | REDARC Manager30 | Water Filler | 2 x Lockable | Kitchen | Ply |
| Reversing Camera | 12V Supply (Wireless) | Water Gauge | For 3 tanks (LED Level Indicator) | Bed Frame | Yes |
| External TV | TV Box (With TV arm & Splitter) | External Tap | on A-Frame | Mattress | Queen Size Innerspring |
| Electric Breakaway System | Yes | BBQ Gas Point | Yes | | |
| Water Gauge | For 3 tanks (LED Level Indicator) | Grey Water Tank | Yes | | |
| Drop Step Light | LED Strip Light around Drop Step | Mains Water Inlet | on A-Frame | | |
| Pull out Step | Aluminium Single with Light (Manual Op) | | | | |
| Light Bar | 500mm LED Light Bar, Front & Rear | | | | |

Please note product specifications are subject to change without notice to improve function, design or otherwise



ADELAIDE RV

ADVENTURE READY

(08) 8281 8889
sales@adelaideerv.com.au

674 Port Wakefield Road
Green Fields SA 5107



Adelaide RV



adelaide.rv



adelaideerv



www.adelaideerv.com.au