

Supreme
Caravans

BASE CAMP



For those seeking an action-packed adventure, the Supreme Base Camp is a touring caravan and recreational toy hauler in one.



Ceiling mounted air conditioner

Stove + Oven



REAR GARAGE WITH RAMP

At the rear you'll find a separate garage/ storage space that is wholly unique to this model. This space is popular for carrying bicycles, motorbikes, fishing gear, tools or anything else you need to store.



SPACIOUS INTERIOR

From the huge L-shaped dinette and fully equipped kitchen (complete with oven and microwave) to the essential bathroom facilities and queen bed, all your bases are covered.



CHASSIS		EXTERNAL		APPLIANCES	
A-Frame	A-frame 6-inch box section extended to spring hangers with reinforced stress plates	Handle	LED grab handle	TV Antenna	Freeview/Digital antenna
Chassis	6-inch box section chassis rail	External Shower	External shower, with hot & cold taps	Oven	3 gas/1 electric hot plate with grill and oven
Electric Brakes	Electric brakes to all wheels with breakaway unit compatible to all state regulations	Connector	External mobile solar panel connector point	Vented Range Hood	12V flush mounted vented range hood with external venting
Gas Bottle	2 x Gas bottles	Offside LED Light	Offside LED light for offside lighting	Microwave	Integrated microwave
Tap on A-Frame	Tap on a-frame (protected)	Frame	Lightweight timber frame	Fridge	Fridge/freezer with fridge fan and through roof flu venting for maximum ventilation
Tie Down Points	Tie down points on chassis	240V & 12V Points	External 240V & 12V/USB points	Audio/Radio Player	Audio/Radio with two internal speakers
Axle Riser	2" Inch riser for more ground clearance	Speakers	External marine grade speakers	TV Arm	Quick release TV arm
Mesh Tray	Mesh on A-frame	Tail Light	LED tail lights	A/C	Roof mount A/C with H/frame support
Alloy Rims & Tyres	Alloy rims with all terrain tyres	Boot Light	Boot light (layout dependent)	Washing Machine	Washing machine (layout dependent)
Spare Tyre	1 x Spare tyre	LED Lights	External LED lights	Gas/Electric H.W.S	Stainless steel gas/electric H.W.S with in cabin ignition for both gas and electric operation
Hitch	50mm ball	Floor Ply	12mm Floor ply, membrane coated	Swivelling Toilet	Ceramic swivelling toilet
Suspension	Load sharing suspension (load rating layout dependent)	J-Mould	Double width J-mould for extra strength	High Powered Charger	High powered solar controller with digital battery monitor display + built in DC/DC charger
Bumper	4-arm bumper	Awning	Roll out awning	Water Pump	12V Water pump
Step	2 x Double Aluminium with light standard on all models	Rear View Camera	Rear view camera to assist in reversing - Car kit supplied only	Gauges	LED water tank gauges
Grey Water Tank	1 x Grey water tank with gauge	Table	External picnic table		
Water Tank	2 x Water tanks with separate fillers and water tank gauges	Power Hatch	3 x Power hatches (layout dependent)		
Jack	Caravan jack with fitted jacking points on chassis	Roof Hatch	2 x Roof hatches		
		External Gas Bayonet	Gas bayonet for easy connection to external gas supply		
		Insulation	Fully insulated		
		Cladding Options	Options for double ribbed aluminium or composite panel cladding (layout dependent)		
		Checker Plate	Front, rear and sides		
		Tunnel Boot	Full tunnel boot (layout dependent)		
		Aluminium Step	Double aluminium step with light		
		Door	Triple lock main door with fly screen		
		Window	Double glazed windows		
		External Entertainment Box	Built in box including TV Arm, 240/12V point, TV point + RCA cable		
		Shape	Custom aerodynamic shape		
		Legs	Drop down weight stabilising legs		
		Frame	Lightweight timber frame		
ELECTRICAL				INTERNAL	
Power Points	Double power points to kitchen and ensuite, 240V/12V/USB throughout			Upholstery	Option for leatherette or fabric
Batteries	2 x Batteries			Table Leg	Adjustable table leg (layout dependent)
Solar Panel	2 x Solar panels, roof mounted			Furniture Ply	Lightweight 15mm furniture ply
Solar Controller	High powered solar controller with digital battery monitor on display and built in DC/DC charger			Furniture	Interlocking tongue and groove furniture
Anderson Plug	Anderson and 12 pin plugs for accelerated charging with 6mm wiring for optimum fridge operation on 12V			Foam	High density foam upholstery
				Shower	One-piece moulded shower
				Kitchen	Fully integrated kitchen with drawers
				Tapware & Sink	Stainless steel sink and household tapwear
				Basin	Ceramic ensuite basin
				Handles	Positive lock handles
				Lights	Internal LED large downlights
				Robes	Bedroom robes with bedside nooks
				Bed Frame	Lift up bed on struts with triple ply reinforced bed frame (layout dependent)
				Mattress	Innerspring mattress

Please note product specifications are subject to change without notice to improve function, design or otherwise






ADELAIDE RV

ADVENTURE READY

(08) 8281 8889
sales@adelaiderv.com.au

674 Port Wakefield Road
Green Fields SA 5107

-  Adelaide RV
-  adelaide.rv
-  adelaiderv



www.adelaiderv.com.au